

Powerpole® connectors provide cost-effective reliability, design flexibility and safety for your products' manufacture, installation and maintenance.

The housings are modular and genderless. Powerpole® connectors provide 600 Volts continuous, AC or DC operation. Wire sizes range from #16 to #20 AWG (1.3 to .5 mm<sup>2</sup>). Contacts are available in reeled and loose piece designs to support all production needs from engineering prototype, low volume and high volumes products.

## FEATURES

- **Flat wiping contact system**

*Minimal contact resistance at high current, wiping action cleans contact surface during connection/disconnection*

- **Colored modular housings**

*Provides visual identification of proper mating connector*

- **Molded-in dovetails**

*Secures individual connectors into "keyed" assemblies which prevents misconnection with similar configurations*



## PRODUCT SPECIFICATIONS

Connector Model	PP15	Connector Model	PP15
UL Current Rating (Amperes)*	15*	Life	
UL Voltage Ratings (Volts)**	600*	a. No load (Contact/Disconnect Cycles)	To 10,000
Contact Barrel Wire Size (AWG)	#16 to #20	b. Under Load (Hot Plug 250 cycles @ 120V)	15A
(mm <sup>2</sup> )	1.3 to .5	Avg. Connection/Disconnect (lbf)	3 - low detent 5 - high detent
Maximum Wire Insulation Diameter (inches)	0.175	Operating Temperature Range °C***	-20° to 105°
(mm)	4.45	°F	-4° to 221°
AVG Contact Resistance* (micro-ohms)	875	Flammability Rating of Housing Material	UL94 V-0
Insulation Withstanding Test Voltage (Volts AC/DC)	2200		
Contact Retention Force (lbf)	25		



\* UL Rated for 65°C largest wire or cable size

\*\* Both AC & DC Voltage

\*\*\* Contact factory for higher temperature rated connectors

## ORDERING INFORMATION

### Housing & 15 amp Contact

Part Number	Housing Color	Wire	
		AWG	sq. mm
1395	Red	16/20	1.3/.52
1395G1	Black	16/20	1.3/.52
1395G2	White	16/20	1.3/.52
1395G3	Green	16/20	1.3/.52
1395G4	Blue	16/20	1.3/.52
1395G5	Yellow	16/20	1.3/.52
1395G6	Orange	16/20	1.3/.52
1395G7	Gray	16/20	1.3/.52
1395G8	Brown	16/20	1.3/.52
1395G9	Pink	16/20	1.3/.52
1395G10	Purple	16/20	1.3/.52

### 15 amp Contacts\*

Part Number	Description	Wire	
		AWG	sq. mm
1332	Individual - LD	16/20	1.3/.52
262G1	Reel - LD	16/20	1.3/.52
269G2	Reel - HD	16/20	1.3/.52
269G2-LPBK	Individual - HD	16/20	1.3/.52
200G2L	Superflex, reel - LD	16/20	1.3/.52
201G2H	Superflex, reel - LD	16/20	1.3/.52

### Housings Only

Part Number	Description
1327	Red housing
1327G5	Green housing
1327G6	Black housing
1327G7	White housing
1327G8	Blue housing
1327G16	Yellow housing

### housings continued

Part Number	Description
1327G17	Orange housing
1327G18	Gray housing
1327G21	Brown housing
1327G22	Pink housing
1327G23	Purple housing

### Accessories

Part Number	Description
1441G1	Female splash boot
1442G1	Male splash boot
110G21	Blok lok, 2 pole
110G12	Blok lok, 4 pole
1399G9	Red mounting wing
1399G8	Blue mounting wing
110G68	PP15/45 retention clip

\* LD - low detent or HD - high detent

Note: For additional colors please contact customer service

## ORDERING INFORMATION

### accessories continued

Part Number	Description
1399G1	Red short spacer with end hole
1399G2	Red long spacer
1399G6	Red short spacer without hole
1462G1	2 & 4 pole mounting clamp set
1462G2	3 & 6 pole mounting clamp set
1462G3	4 & 8 pole mounting clamp set
110G16	Retaining pins, 1 high block of connectors
110G17	Retaining pins, 2 high block of connectors

### Tooling

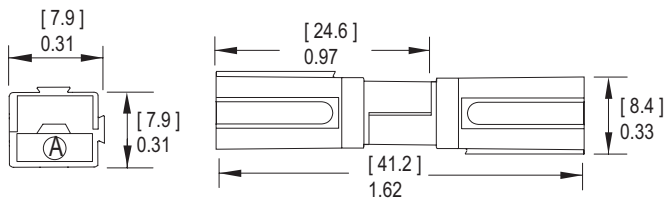
Part Number	Description
111038G2	Contact insertion/extraction tool
1309G2	Hand tool #12 to #20
1309G5	Hand tool for p/n 200G2L & 201G2H
260G1	Applicator only (110V & 220V)
280G1	Applicator and press (110V, 60Hz)
260G14*	Applicator only (110V & 220V)
260G15*	Applicator only (110V & 220V)
260G18**	Applicator only (110V & 220V)
250G1	Press only (110V, 60Hz)
280G4	Applicator and press (220V, 50Hz)
250G2	Press only (220V, 50Hz)

\* Denotes mini-style applicator for use with existing "K" or "T" press

\*\* Denotes mini-style applicator for use with existing "K" or "T" and "G" press

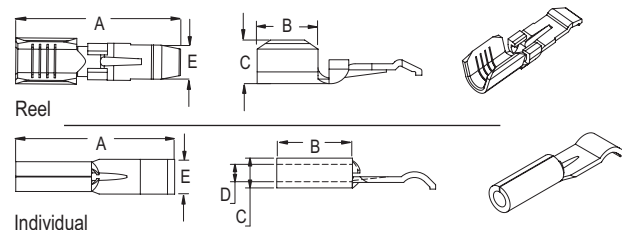
## DIMENSIONS

### Housing

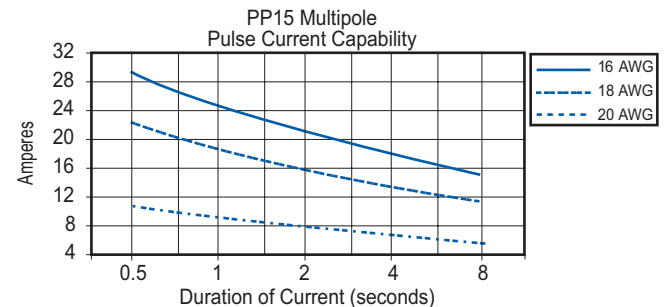
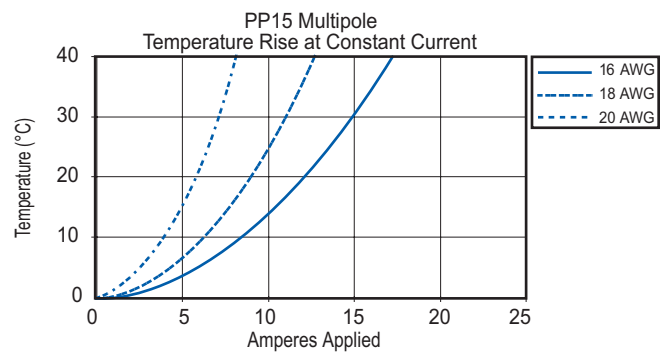
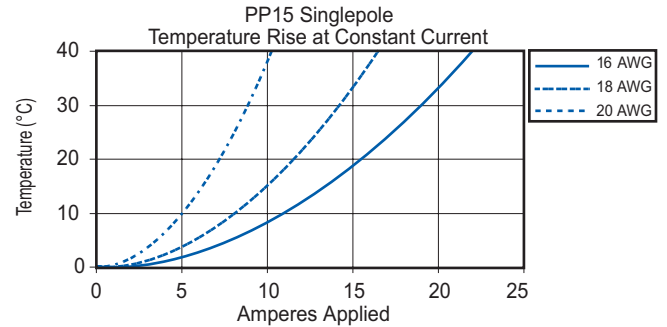


### Contacts

Part Number	-A-		-B-		-C-		-D-		-E-	
	mm	in.	mm	in.	mm	in.	mm	in.	mm	in.
1332	16.3	0.64	7.8	0.31	3.1	0.12	1.8	0.07	3.6	0.14
262G1	17.2	0.68	6.4	0.25	4.1	0.16	N/A		3.6	0.14
269G2	17.2	0.68	6.4	0.25	4.1	0.16	N/A		3.6	0.14
269G2-LPBK	17.2	0.68	6.4	0.25	4.1	0.16	N/A		3.6	0.14
200G2L	17.3	0.68	6.4	0.25	4.1	0.16	N/A		3.6	0.14
201G2H	17.3	0.68	6.4	0.25	4.1	0.16	N/A		3.6	0.14

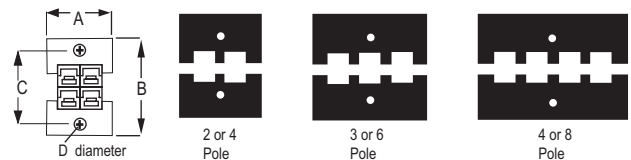


## TEMPERATURE RISE CHARTS



### Mounting Clamps

Part Number	-A-		-B-		-C-		-D-		Number of Poles
	mm	in.	mm	in.	mm	in.	mm	in.	
1462G1	23.9	0.94	26.9	1.06	17.3	0.68	4.0	0.16	(2 Pole)
1462G1	23.9	0.94	35.0	1.38	25.4	1.00	4.0	0.16	(4 Pole)
1462G2	31.7	1.25	26.9	1.06	17.3	0.68	4.0	0.16	(3 Pole)
1462G2	31.7	1.25	35.0	1.38	25.4	1.00	4.0	0.16	(6 Pole)
1462G3	39.6	1.56	26.9	1.06	17.3	0.68	4.0	0.16	(4 Pole)
1462G3	39.6	1.56	35.0	1.38	25.4	1.00	4.0	0.16	(8 Pole)



All Data Subject To Change Without Notice

Note: For additional colors please contact customer service

DS-PP15 REV05